MCBH



MCBD SMD TECHNOLOGY



General data

Dimensional class:	low
Standard colour:	black
Pitches:	metric 3.5, 5, 7, 10 mm (.138, .197, .276 ,394 in)
PCB thickness:	max. 1.6 mm (.063 in)
PCB hole diameter for pin:	min. 1.1 mm (.043 in)
PCB hole diameter for peg:	1.4 mm (.055 in)
Stripping length:	8 mm (.315 in)
Operating temperature range:	-40 °C ÷ +130 °C (-40 °F ÷ +149 °F)
Contact resistance:	<15 mΩ
Insulation resistance:	>10^9 Ω (500V DC)
Insulating material group:	I (CTI ≥ 600V)

Certifications

UL (n. pending)
300 V - 8 A - 24÷16 AWG for 3.5 mm, 5 mm pitch
300 V - 8 A - 24÷16 AWG for 7 mm, 10 mm pitch

Data according to

IEC EN 60947-7-4
160 V (insulation voltage III/2) - 16 A - 1.5 mm² for 3.5 mm
320 V (insulation voltage III/2) - 16 A - 1.5 mm² for 5 mm pitch
630 V (insulation voltage III/2) - 16 A - 1.5 mm² for 7 mm pitch
1000 V (insulation voltage III/2) - 16 A - 1.5 mm² for 10 mm pitch

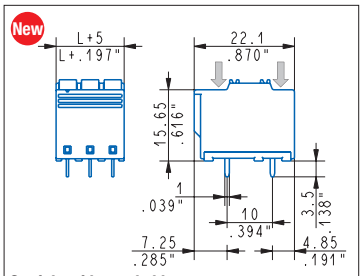

Straight, side stackable
MCQ__D01 - 2÷5 poles, 5 mm / .197" pitch
MCQ__D02 - 2÷3 poles, 10 mm / .394" pitch
MCQH__D01-0N - 2÷5 poles, 5 mm / .197" pitch
MCQH__D02-0N - 2÷3 poles, 10 mm / .394" pitch

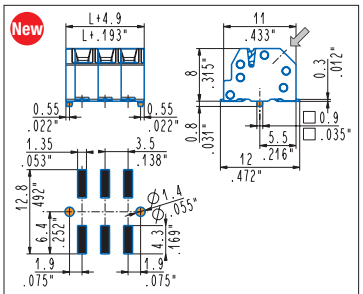

45°, pegs SMD TECHNOLOGY
MCBD__408-0N - 2÷12 poles, 3,5 mm .138" pitch
MCBD__401-0N - 2÷12 poles, 5 mm .197" pitch
MCBD__409-0N - 2÷6 poles, 7 mm .276" pitch
MCBD__402-0N - 2÷6 poles, 10 mm .394" pitch
*Fixing and positioning pegs